



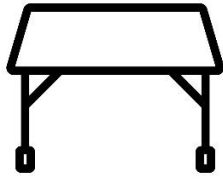
THE VILLAGE
INTERNATIONAL SCHOOL
"We Nurture Dreams"

QUESTION BANK

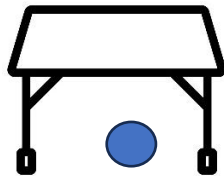
Grade 1- MATHEMATICS

Chapter 2- Positions and Shapes

Q.No.	Questions and Answers
1	<p data-bbox="343 701 702 734">Circle the image at the top.</p> <div data-bbox="598 772 715 817"></div> <div data-bbox="603 855 689 900"></div> <p data-bbox="343 1003 454 1037">Answer:</p> <div data-bbox="577 967 724 1070"></div> <div data-bbox="598 1108 683 1153"></div>
2	<p data-bbox="343 1198 805 1232">Circle the vegetable at the bottom.</p> <div data-bbox="606 1288 730 1512"></div> <p data-bbox="427 1550 550 1583">Answer :</p> <div data-bbox="609 1585 673 1662"></div> <div data-bbox="614 1691 699 1780"></div>
3	<p data-bbox="343 1803 885 1836">Draw a ball under the table. Colour it red.</p>



Answer :




4 Write the number that comes after.


5

Answer : 6

5 Colour the object which are above and circle the object which are below.



Answer :



6

Circle the drum that is near the toy.



Answer :



7

6. Cross the objects that will roll.

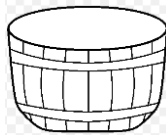


Answer :

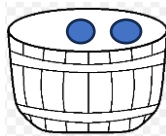



8

Draw two circles inside the basket.



Answer :



9	<p>Write what number comes just before:</p> <p>..... 3</p> <p>Answer: 4</p>
10	<p>Look at the picture and fill in the blanks.</p> <div data-bbox="555 456 927 781" data-label="Image">A simple line drawing of a landscape. In the foreground, there are two jagged mountain peaks. Above the mountains, there are two fluffy clouds. Above the clouds, an airplane is shown in flight, moving from left to right. The entire scene is enclosed in a rectangular frame.</div> <p>a) The aeroplane is flying the clouds (below, above)</p> <p>Answer: above</p>